

This article was downloaded by:

On: 23 January 2011

Access details: Access Details: Free Access

Publisher Taylor & Francis

Informa Ltd Registered in England and Wales Registered Number: 1072954 Registered office: Mortimer House, 37-41 Mortimer Street, London W1T 3JH, UK



## Journal of Carbohydrate Chemistry

Publication details, including instructions for authors and subscription information:

<http://www.informaworld.com/smpp/title~content=t713617200>

### A Novel Deoxygenation of Hydroxy Groups Activated by a Vicinal Carbonyl Group *via* Reaction with $\text{Ph}_3\text{P/I}_2$ /Imidazole

Amélia P. Rauter<sup>a</sup>; Ana C. Fernandes<sup>a</sup>; José A. Figueiredo<sup>b</sup>

<sup>a</sup> Departamento de Química e Bioquímica, Faculdade de Ciências, Universidade de Lisboa Edifício C1, Lisboa, Portugal <sup>b</sup> Departamento de Química, Universidade da Beira Interior, Covilhã, Portugal

**To cite this Article** Rauter, Amélia P. , Fernandes, Ana C. and Figueiredo, José A. (1998) 'A Novel Deoxygenation of Hydroxy Groups Activated by a Vicinal Carbonyl Group *via* Reaction with  $\text{Ph}_3\text{P/I}_2$ /Imidazole', Journal of Carbohydrate Chemistry, 17: 7, 1037 – 1045

**To link to this Article:** DOI: 10.1080/07328309808001882

**URL:** <http://dx.doi.org/10.1080/07328309808001882>

PLEASE SCROLL DOWN FOR ARTICLE

Full terms and conditions of use: <http://www.informaworld.com/terms-and-conditions-of-access.pdf>

This article may be used for research, teaching and private study purposes. Any substantial or systematic reproduction, re-distribution, re-selling, loan or sub-licensing, systematic supply or distribution in any form to anyone is expressly forbidden.

The publisher does not give any warranty express or implied or make any representation that the contents will be complete or accurate or up to date. The accuracy of any instructions, formulae and drug doses should be independently verified with primary sources. The publisher shall not be liable for any loss, actions, claims, proceedings, demand or costs or damages whatsoever or howsoever caused arising directly or indirectly in connection with or arising out of the use of this material.

**A NOVEL DEOXYGENATION OF HYDROXY GROUPS ACTIVATED BY A VICINAL CARBONYL GROUP VIA REACTION WITH  $\text{Ph}_3\text{P/I}_2$ /IMIDAZOLE<sup>1,2</sup>**

Amélia P. Rauter,<sup>a\*</sup> Ana C. Fernandes,<sup>a</sup> José A. Figueiredo<sup>b</sup>

<sup>a</sup>Departamento de Química e Bioquímica, Faculdade de Ciências, Universidade de Lisboa  
Edifício C1, 5º Piso, Campo Grande, 1700 Lisboa, Portugal

<sup>b</sup>Departamento de Química, Universidade da Beira Interior, Covilhã, Portugal

*Received April 24, 1997 - Final Form April 6, 1998*

**ABSTRACT**

A new procedure for a direct conversion of an  $\alpha$ -hydroxy sugar ester, lactone or amide into the corresponding  $\alpha$ -deoxyester, lactone or nitrile using the system  $\text{Ph}_3\text{P/I}_2$ /imidazole is reported. Its efficiency is illustrated by deoxygenation in good yields at position 2 of methyl 3,4:5,6-di-*O*-isopropylidene-D-gluconate (**1**), and at positions 5 of 3-*O*-benzyl-1,2-*O*-isopropylidene- $\alpha$ -D-glucofuranuronamide (**3**) and 1,2-*O*-isopropylidene- $\alpha$ -D-glucofuranurono-6,3-lactone (**5**). Reaction with 5,6-*O*-isopropylidene-L- and -D-*gulo*-1,4-lactones (**7**) and (**9**), respectively, afforded the corresponding  $\alpha,\beta$ -unsaturated lactones in good yields.

**INTRODUCTION**

Deoxy sugars are widespread in nature and constituents of antibiotics and other biologically active molecules. The deoxygenation methods described in the literature usually involve two or more steps; nucleophilic displacement of an activated hydroxyl group by a halide followed by reduction, or radical deoxygenation, such as reduction with

Bu<sub>3</sub>SnH of the appropriate thiocarbonates.<sup>3,4</sup> Samarium diiodide is an efficient reagent for deoxygenation of  $\alpha$ -oxygenated esters<sup>5</sup> and also of aldolactones.<sup>6,7,8</sup> Aldolactones have also been deoxygenated by reaction of their 2-*O*-trifluoromethanesulfonate esters with lithium iodide trihydrate.<sup>9</sup> Synthesis of 2-deoxylactones was also accomplished from glycerol derivatives *via* highly enantioselective carbon-hydrogen insertion reactions.<sup>10</sup>

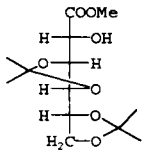
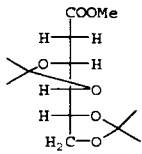
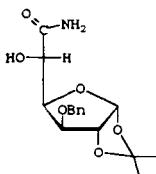
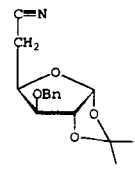
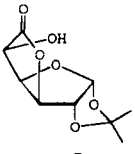
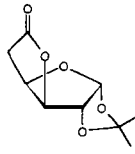
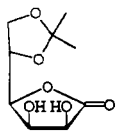
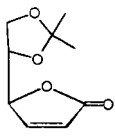
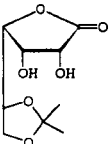
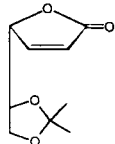
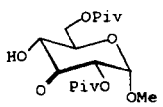
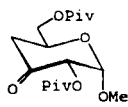
## RESULTS AND DISCUSSION

We wish to report a one step deoxygenation of hydroxy groups activated by the presence of a vicinal carbonyl group, using the reagent Ph<sub>3</sub>P/I<sub>2</sub>/imidazole. This system is known to replace a hydroxy group with an iodo function in carbohydrates with inversion of configuration.<sup>11-14</sup> This system was tried for the deoxygenation of the  $\alpha$ -hydroxyester methyl 3,4:5,6-di-*O*-isopropylidene-D-gluconate (**1**),<sup>15-17</sup> synthesized by reaction of D-glucono-1,5-lactone with dimethoxypropane/*p*-TsOH in acetone

Synthesis of the deoxyester methyl 2-deoxy-3,4;5,6-di-*O*-isopropylidene-D-*arabino*-hexonate (**2**) was accomplished in 55% yield using the above mentioned reaction system. The presence of a C-2 methylene group was confirmed from the <sup>1</sup>H NMR and <sup>13</sup>C NMR spectra. H-2a and H-2b each appeared as a double doublet at  $\delta$  2.51 and  $\delta$  2.78 ( $J_{2a,2b} = 15.80$  Hz,  $J_{2a,3} = 8.67$  Hz,  $J_{2b,3} = 3.27$  Hz) and C-2 at  $\delta$  38.3 (Tables 3, 4 and 5). This ester has been previously synthesized by hydrogenation of the corresponding 2-chloro-2-deoxy precursor.<sup>18</sup>

Deoxygenation of 3-*O*-benzyl-1,2-*O*-isopropylidene- $\alpha$ -D-glucofuranuronamide (**3**)<sup>19</sup> afforded the deoxynitrile 3-*O*-benzyl-5-deoxy-1,2-*O*-isopropylidene- $\alpha$ -D-xylohexofuranurononitrile (**4**) in 74% yield. Comparison of its <sup>1</sup>H NMR spectrum with that of the substrate showed that it contained a new multiplet at  $\delta$  2.78 - 2.72 corresponding to H-5a and H-5b. The unexpected dehydration of the amide leading to the formation of the nitrile was detected by the presence of its characteristic IR band at 2260 cm<sup>-1</sup>. The <sup>13</sup>C NMR spectrum was in agreement with the proposed structure containing signals at 17.39 and  $\delta$  116.96 corresponding to the methylene group and nitrile carbons, respectively. The high resolution mass spectrum of **4** also supported the assigned structure.

**Table 1.**  $\alpha$ -Deoxygenation of Carbonyl Compounds and Synthesis of  $\alpha,\beta$ -Unsaturated- $\gamma$ -Lactones Using  $\text{Ph}_3\text{P}/\text{I}_2$ /Imidazole in Toluene.

Starting Material	Derivative Obtained	Reaction Temp (°C)	Reaction Time	Yield (%)
 <b>1</b>	 <b>2</b>	90	3 days	55
 <b>3</b>	 <b>4</b>	60	3.5 h	74
 <b>5</b>	 <b>6</b>	60	3.5 h	67
 <b>7</b>	 <b>8</b>	60	3.5 h	51
 <b>9</b>	 <b>10</b>	60	3.5 h	59
 <b>11</b>	 <b>12</b>	60	3.5 h	61

**Table 2.** Physical Properties, IR and HRMS Data.

Compd. No.	R <sub>f</sub>	[α]	mp. (°C)	IR (cm <sup>-1</sup> )	HRMS Calcd	HRMS Found
2	0.50 <sup>a</sup>	+15.2 (c 1, CH <sub>2</sub> Cl <sub>2</sub> )	33-34	1738 (C=O) <sup>d</sup> 1378 (isop)	274.141	274.144
4	0.60 <sup>b</sup>	-48.2 (c 1, CHCl <sub>3</sub> )	115-117	2260 (C≡N) <sup>f</sup> 1383 (isop)	289.329	289.331
6	0.49 <sup>b</sup>	+108.0 (c 1, CH <sub>2</sub> Cl <sub>2</sub> )	91-93	1785 (C=O) <sup>d</sup> 1386 (isop)	—	—
8	0.63 <sup>c</sup>	-107.3 (c 1, CH <sub>2</sub> Cl <sub>2</sub> )	syrup	1758 (C=O) <sup>e</sup> 1606 (C=C) 1380 (isop)	184.073	184.069
10	0.63 <sup>c</sup>	+107.3 (c 1, CH <sub>2</sub> Cl <sub>2</sub> )	syrup	1758 (C=O) <sup>e</sup> 1606 (C=C) 1380 (isop)	—	—

a. 1:8 EtOAc/toluene. b. 1:5 EtOAc/toluene. c. 1:2 EtOAc/toluene.  
d. in CHCl<sub>3</sub>. e. neat. f. in KBr.

Treatment of 1,2-*O*-isopropylidene- $\alpha$ -D-glucofuranurono-6,3-lactone (**5**) with the title reagent led to the formation of the corresponding deoxylactone 5-deoxy-1,2-*O*-isopropylidene- $\alpha$ -D-xylo-hexofuranurono-6,3-lactone (**6**) in 67% isolated yield, higher than that previously reported (57%) when the system Ph<sub>3</sub>PBr<sub>2</sub>/Ph<sub>3</sub>P was used.<sup>20</sup>

The enantiomeric lactones 2,3-dideoxy-5,6-isopropylidene-L- and -D-*threo*-hex-2-enono-1,4-lactones (**8**) and (**10**) were isolated in 51% and 59% yield, respectively, when 5,6-*O*-isopropylidene-L- and -D-*gulo*-1,4-lactones (**7**) and (**9**), respectively, were used as substrates, although some physical data are not in complete agreement with those previously reported for **8**.<sup>21</sup> The <sup>1</sup>H NMR spectra of the enantiomers **8** and **10** confirmed

**Table 3.**  $^1\text{H}$  NMR Spectroscopic Data - Chemical Shifts ( $\delta$  in ppm) of Compounds **2**, **4**, **6**, **8** and **10** in  $\text{CDCl}_3$ .

Compd No.	H-1	H-2a	H-2b	H-3	H-4	H-5a	H-5b	H-6a	H-6b	Others
<b>2</b>	–	2.51	2.78	4.27	3.52	3.98	–	3.88	4.07	3.65 <sup>a</sup>
		dd	dd	ddd	t	ddd		dd	dd	1.33 <sup>b</sup>
										1.31 <sup>c</sup>
										1.21 <sup>b</sup>
<b>4</b>	5.91	4.64	–	4.00	4.51-	2.78-	2.78-	–	–	7.37-
	d	d		d	4.45	2.72	2.72			7.30 <sup>d</sup>
					m	m	m			4.74 <sup>e</sup>
										4.70 <sup>e</sup>
										4.58 <sup>f</sup>
										4.54 <sup>f</sup>
<b>6</b>	5.97	4.85-	–	4.85-	5.01-	2.73-	2.73-	–	–	1.52 <sup>b</sup>
	d	4.81		4.81	4.98	2.71	2.71			1.35 <sup>b</sup>
		m		m	m	m	m			
<b>8</b>	–	6.16	–	7.39	5.03-	4.38-	–	3.75	4.01	1.36 <sup>b</sup>
		dd		dd	5.00	4.33		dd	dd	1.28 <sup>b</sup>
					m	m				
<b>10</b>	–	6.16	–	7.39	5.03-	4.38-	–	3.75	4.01	1.36 <sup>b</sup>
		dd		dd	5.00	4.33		dd	dd	1.28 <sup>b</sup>
					m	m				

a. 3H, OMe. b. 3H, Me (isop). c. 6H, Me (isop). d. 5H-arom (Bn). e. 1H, part A of AB system (Bn). f. 1H, part B of AB system (Bn).

**Table 4.**  $^1\text{H}$  NMR Spectroscopic Data - Coupling Constants  $J$  (in Hz) - for Compounds **2**, **4**, **6**, **8** and **10** in  $\text{CDCl}_3$ .

$J$	<b>2</b>	<b>4</b>	<b>6</b>	<b>8</b>	<b>10</b>
$J_{1,2}$	–	3.69	3.75	–	–
$J_{2a,2b}$	15.8	–	–	–	–
$J_{2a,3}$	8.67	–	–	5.88	5.88
$J_{2b,3}$	3.27	–	–	–	–
$J_{2,4}$	–	–	–	2.01	2.01
$J_{3,4}$	8.0	3.39	–	1.32	1.32
$J_{4,5}$	8.0	–	–	–	–
$J_{5,6a}$	4.57	–	–	5.31	5.31
$J_{5,6b}$	5.86	–	–	6.69	6.69
$J_{6a,6b}$	7.79	–	–	8.82	8.82
$J_{A,B}$	–	11.58	–	–	–

the proposed structures, each presenting a double doublet at  $\delta$  7.39 corresponding to H-3 ( $J_{2,3} = 5.88$  Hz,  $J_{3,4} = 1.32$  Hz), and another double doublet at  $\delta$  6.16 due to H-2 with a long range coupling with H-4 ( $J_{2,4} = 2.01$  Hz). The  $^{13}\text{C}$  NMR signals for C-2 and C-3 at  $\delta$  122.3 and  $\delta$  151.6, respectively, were also in agreement with the formation of the double bond.

The one-step conversion of these *cis*-vicinal diols into olefins was unexpected since Garegg and Samuelsson<sup>22</sup> reported this reagent system as appropriate for the one-step conversion of *trans*-1,2-diols in nonactivated pyranosidic systems into the corresponding olefins and ineffective for converting *cis*-1,2-diols into the corresponding olefins, unless tetrabutyl ammonium iodide and potassium iodide were added. Preparation of 4-substituted

**Table 5.**  $^{13}\text{C}$  NMR Spectroscopic Data ( $\delta$  in ppm) for Compounds **2**, **6**, **8** and **10** in  $\text{CDCl}_3$ .

Compd No.	C-1	C-2	C-3	C-4	C-5	C-6	Others
<b>2</b>	171.0	38.3	76.6	80.3	76.8	67.7	109.6 <sup>a</sup> 109.5 <sup>a</sup> 51.7 <sup>b</sup> 27.0 26.9 <sup>c</sup> 26.6 <sup>c</sup> 25.1 <sup>c</sup>
<b>4</b>	105.31	81.96 <sup>d</sup>	81.51 <sup>d</sup>	75.89	17.39	116.96	128.68 <sup>e</sup> 128.34 <sup>e</sup> 128.00 <sup>e</sup> 136.81 <sup>f</sup> 112.24 <sup>a</sup> 72.51 <sup>g</sup> 26.85 <sup>c</sup> 26.26 <sup>c</sup>
<b>6</b>	106.2	85.4 <sup>d</sup>	82.4 <sup>d</sup>	78.0	35.8	174.2	112.7 <sup>a</sup> 26.9 <sup>c</sup> 26.4 <sup>c</sup>
<b>8</b>	177.7	122.3	151.6	80.9 <sup>d</sup>	73.2 <sup>d</sup>	63.6	24.9 <sup>e</sup> 23.9 <sup>e</sup>
<b>10</b>	177.7	122.3	151.6	80.9 <sup>d</sup>	73.2 <sup>d</sup>	63.6	24.9 <sup>e</sup> 23.9 <sup>e</sup>

a. Cq (isop) b. OMe. c. Me (isop) d. These signals may be interchanged. e. CH (Ph)  
f. Cq (Ph). g.  $\text{CH}_2$  (OBn)

2,3-unsaturated lactones was previously described in the literature using a three step synthesis consisting of regioselective bromination of position 2, followed by acetylation of OH-3 and treatment with  $\text{NaHSO}_3$  in aqueous alcohol.<sup>23</sup>

The  $\text{Ph}_3\text{I}_2/\text{imidazole}$  system was previously reported by us to accomplish deoxygenation at position 4 of the 3-ketosugar **11** in 61% yield.<sup>24</sup>



## CONCLUSION

$\text{Ph}_3\text{I}_2/\text{imidazole}$  seems to be a promising reagent system for converting  $\alpha$ -hydroxyketones, esters, and lactones into the corresponding  $\alpha$ -deoxy compounds. The system promoted  $\alpha$ -deoxygenation and dehydration of an alduronamide, providing a simple synthetic procedure for obtaining the deoxygenated nitrile. The reagent was also used to transform activated *cis*-1,2-diols in good yields into  $\alpha,\beta$ -unsaturated lactones.

## EXPERIMENTAL

**General methods.** Melting points were determined with a melting point apparatus (Tottoli) and are uncorrected. Optical rotations were measured with a Perkin-Elmer 241 polarimeter and IR spectra were recorded with an IR-Hitachi 270-50 spectrophotometer.  $^1\text{H}$  NMR spectra experiments were run with a Bruker CXP 300. Chemical shifts are expressed in parts per million downfield from TMS.  $^{13}\text{C}$  NMR spectra were recorded with a Bruker AC-250 P spectrometer at 62.90 MHz. Mass spectra were obtained with a FTICR spectrometer either by laser desorption (1064 nm) or by electron impact. The progress of all reactions was monitored by thin layer chromatography (TLC) using aluminum sheets precoated with silica gel 60F<sub>254</sub> to a thickness of 0.2 mm. Compounds were detected with UV light (254 nm) and/or by spraying the sheets with a 3% vanillin-sulfuric acid solution. Column chromatography was conducted under pressure (2 bar) with silica gel (0.043-0.063 mm).

**General procedure for the deoxygenation reaction:** Iodine (3 equiv), triphenylphosphine (4 equiv) and imidazole (4 equiv) were stirred in anhydrous toluene at room temperature for 10 min and a solution of the substrate (1 mmol) in toluene (5 mL) was then added. The reaction mixture was stirred at 60 °C during 3.5 h. The work up consisted of filtration and solvent evaporation, followed by column chromatography of the residue.

## ACKNOWLEDGEMENTS

We thank Junta Nacional de Investigação Científica e Tecnológica for a research

grant. Dr. Carlos Borges, Dr. Conceição Oliveira and Dr. Joaquim Marçalo are gratefully acknowledged for HRMS.

## REFERENCES

1. Presented at the *XVIIIth International Carbohydrate Symposium*, Milan, Italy, July 21-26, 1996.
2. Dedicated to Prof. Hans Paulsen's 75th. birthday.
3. W. Hartwig, *Tetrahedron*, **39**, 2609 (1983).
4. D. Crich and L. Quintero, *Chem. Rev.*, **89**, 1413 (1989).
5. K. Kusuda, J. Inanaga and M. Yamaguchi, *Tetrahedron Lett.*, **30**, 2945 (1989).
6. J. Inanaga, J. Katsuki and M. Yamaguchi, *Chem. Lett.*, **6**, 1025 (1991).
7. S. Hanessian, C. Girard and J. L. Chiara, *Tetrahedron Lett.*, **33**, 573 (1992).
8. S. Hanessian and C. Girard, *Synlett*, **10**, 861 (1994).
9. R. P. Elliott, G. W. J. Fleet, Y. S. Gyoung, N. G. Ramsden and C. Smith, *Tetrahedron Lett.*, **31**, 3785 (1990).
10. M. P. Doyle, A. B. Dyatkin and J. S. Tedrow, *Tetrahedron Lett.*, **35**, 3853 (1994).
11. P. J. Garegg and B. Samuelsson, *J. Chem. Soc., Chem. Commun.*, 978 (1979).
12. P. J. Garegg and B. Samuelsson, *J. Chem. Soc., Perkin Trans. 1*, 2866 (1980).
13. P. J. Garegg, R. Johansson, C. Ortega and B. Samuelsson, *J. Chem. Soc., Perkin Trans. 1*, 681 (1982).
14. P. J. Garegg, T. Regberg, J. Stawinski and R. Strömberg, *J. Chem. Soc., Perkin Trans. 2*, 271 (1987).
15. H. Regeling, E. Rouville and G. J. F. Chittenden, *Recl. Trav. Chim. Pays-Bas*, **106**, 461 (1987).
16. R. Csuk, M. Hugener and A. Vasella, *Helv. Chim. Acta*, **71**, 609 (1988).
17. C. Jorgensen and C. Pedersen, *Abstracts of The XVIIIth International Carbohydrate Symposium*, Milan, Italy, July, 21-26, 1996, BP 034.
18. H. Regeling and G. J. F. Chittenden, *Recl. Trav. Chim. Pays-Bas*, **108**, 330 (1989).
19. A. P. Rauter, J. A. Figueiredo and M. I. Ismael, *Carbohydr. Res.*, **188**, 19 (1989).
20. K. Dax, A. P. Rauter, A. E. Stütz and H. Weidmann, *Liebigs Ann. Chem.*, 1768 (1981).
21. J. A. J. M. Vekemans, J. Boerekamp and E. F. Godefroi, *Recl. Trav. Chim. Pays-Bas*, **104**, 266 (1985).
22. P. J. Garegg and B. Samuelsson, *Synthesis*, 469 (1979).
23. J. A. J. M. Vekemans, G. A. M. Franken, C. W. M. Dapperens, E. F. Godefroi and G. J. F. Chittenden, *J. Org. Chem.*, **53**, 627 (1988).
24. A. P. Rauter, A. C. Fernandes, S. Czernecki and J.-M. Valery, *J. Org. Chem.*, **61**, 3594 (1996).
25. U. Ravid, R. M. Silverstein and L. R. Smith, *Tetrahedron*, **34**, 1449 (1978).